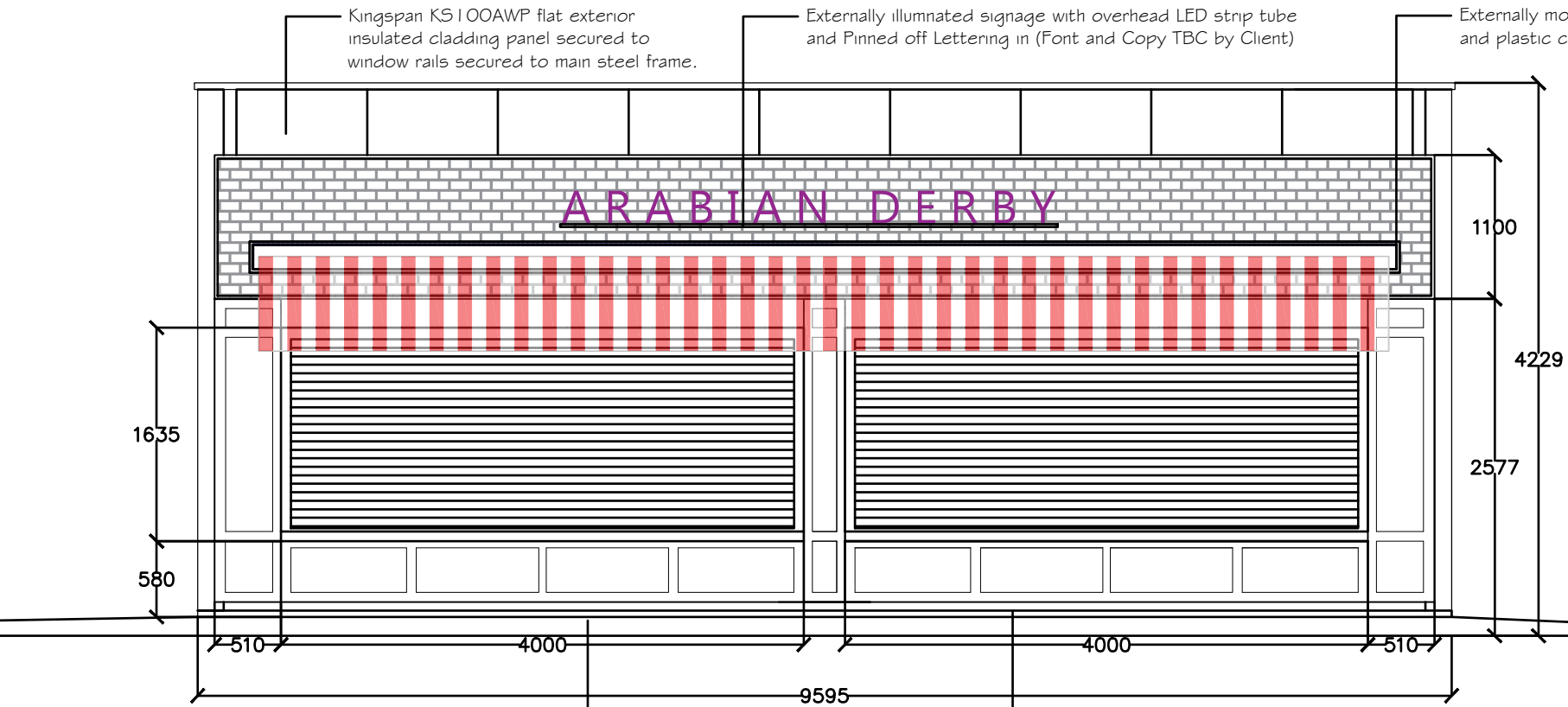


HALL OF MIRRORS - ENTRANCE ELEVATION (North)
Scale 1:50

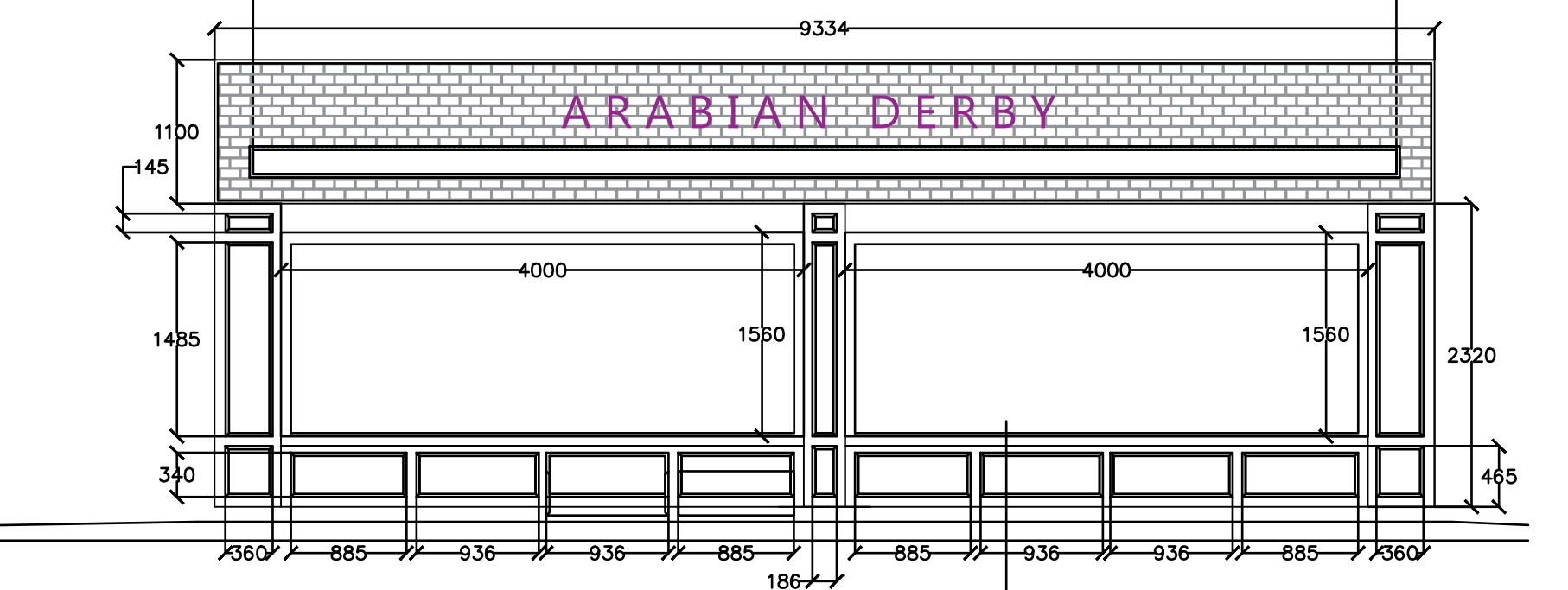


19mm WBP decorative cladding board affixed to exterior face of building with 10mm spacers allowing water passage between cladding and board face, boards to receive a painted decorative finish generally (Colour TBC) prior to fixing into position.

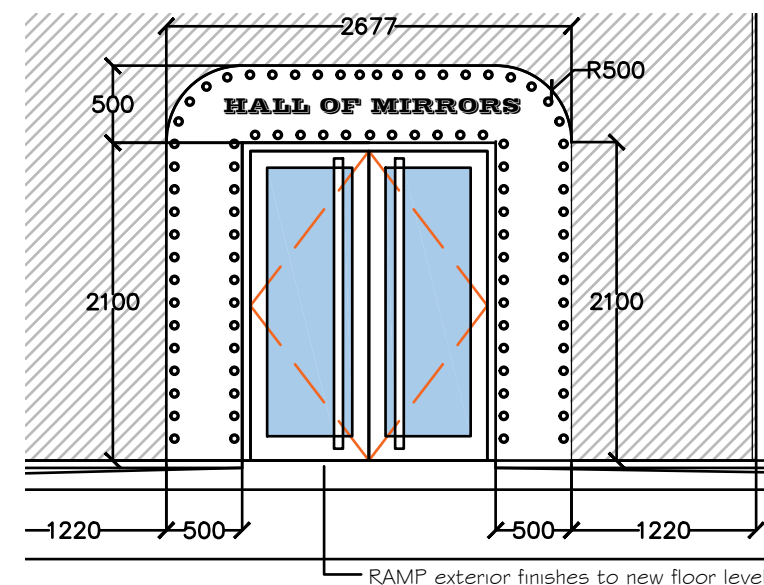
21mm pinned sw profiled detail with full mitre to corners, applied to board face as decoration, (Richard Burbidge FBO13) <https://richardburbidge.com/parts/detail/FBO13>

Externally mounted Roller Blind with red/white Waterproof Fabric and plastic coated tubular frame and supports (not shown)
Concrete slab serving old building in first bay shall be removed during earlier enabling works package

HALL OF MIRRORS - ENTRANCE ELEVATION (North)
Scale 1:50



HALL OF MIRRORS - ENTRANCE FRAME (elev & plan)
Scale 1:50



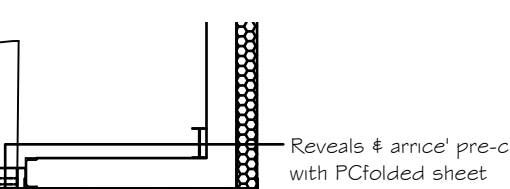
Pinned off non-illuminated acrylic lettering secured to outer face of frame, (copy, name, sizes tbc by client)

Entrance frame to be cast formed in White GRP RAL9010 over a 19mm WBP substrate with 38mm C16 treated softwood carcass, all dimensions as shown.

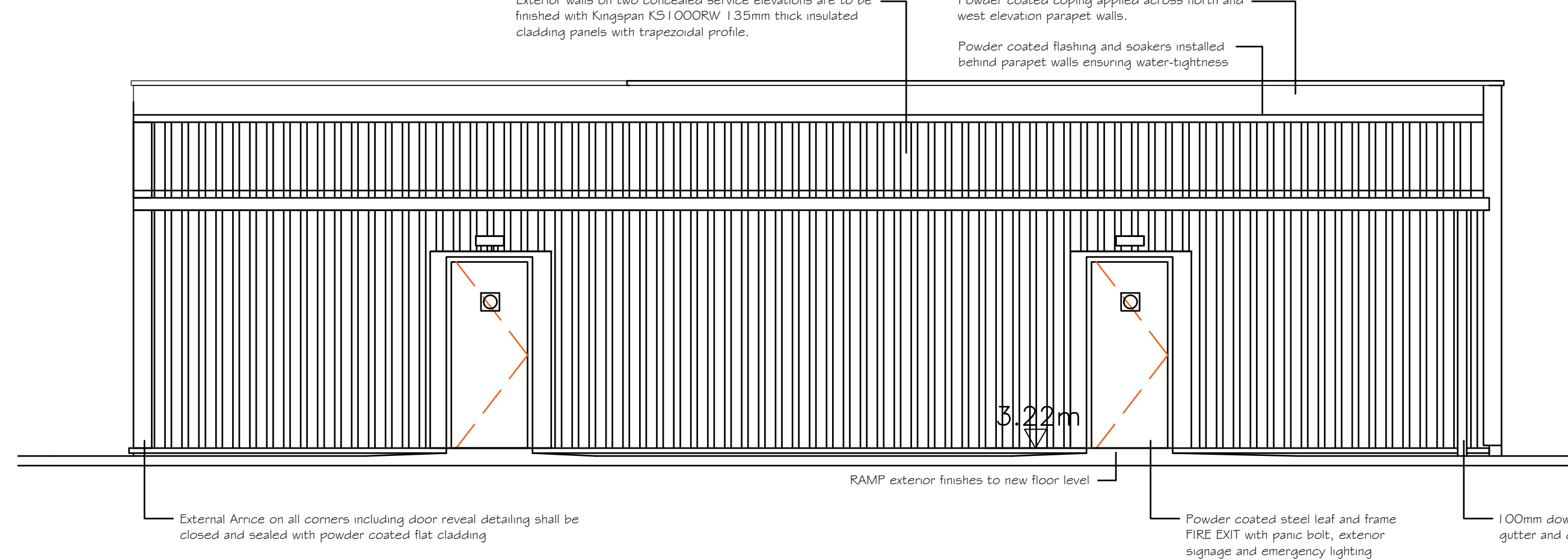
Festoon lighting installed to outside face in two rows with concealed cabling, LED warm white bulbs.

Floor surface in two Games Spaces, lobby and storage spaces to be finished with iTec Safe flooring Apex Black Bamboo 599 adhered across concrete surface and sealed at all junctions with Black Anti-microbial silicone. All walls provided with Skirting comprising KOTA 120mm chamfered, finished in White Gloss.

Floor surface in entire Mirrors hall finished with Forbo Flotex Metro tile in Tangenne, adhered across concrete surface. New interior walls provided with KOTA 120 chamfered skirting, finished in white gloss. Contractor to all for all flooring junctions, preparatory DPM screeds, thresholds, jointing, protection and cleaning.



HALL OF MIRRORS - SERVICE ELEVATION (East)
Scale 1:50

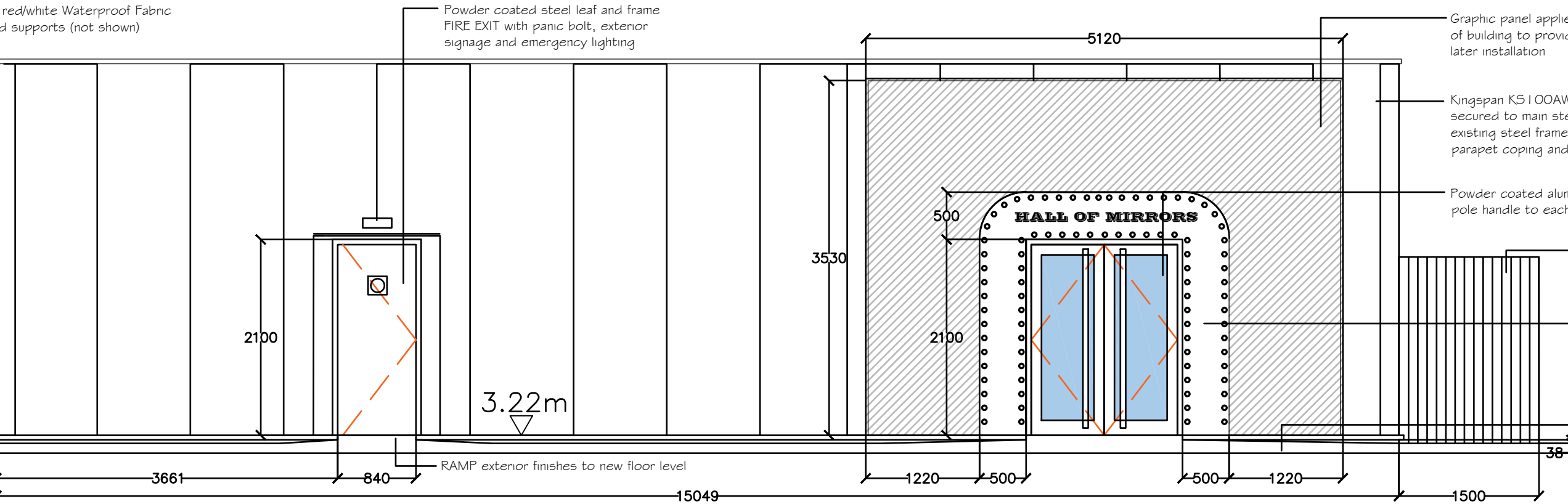


Exterior walls on two concealed service elevations are to be finished with Kingspan K5100ORW 135mm thick insulated cladding panels with trapezoidal profile.

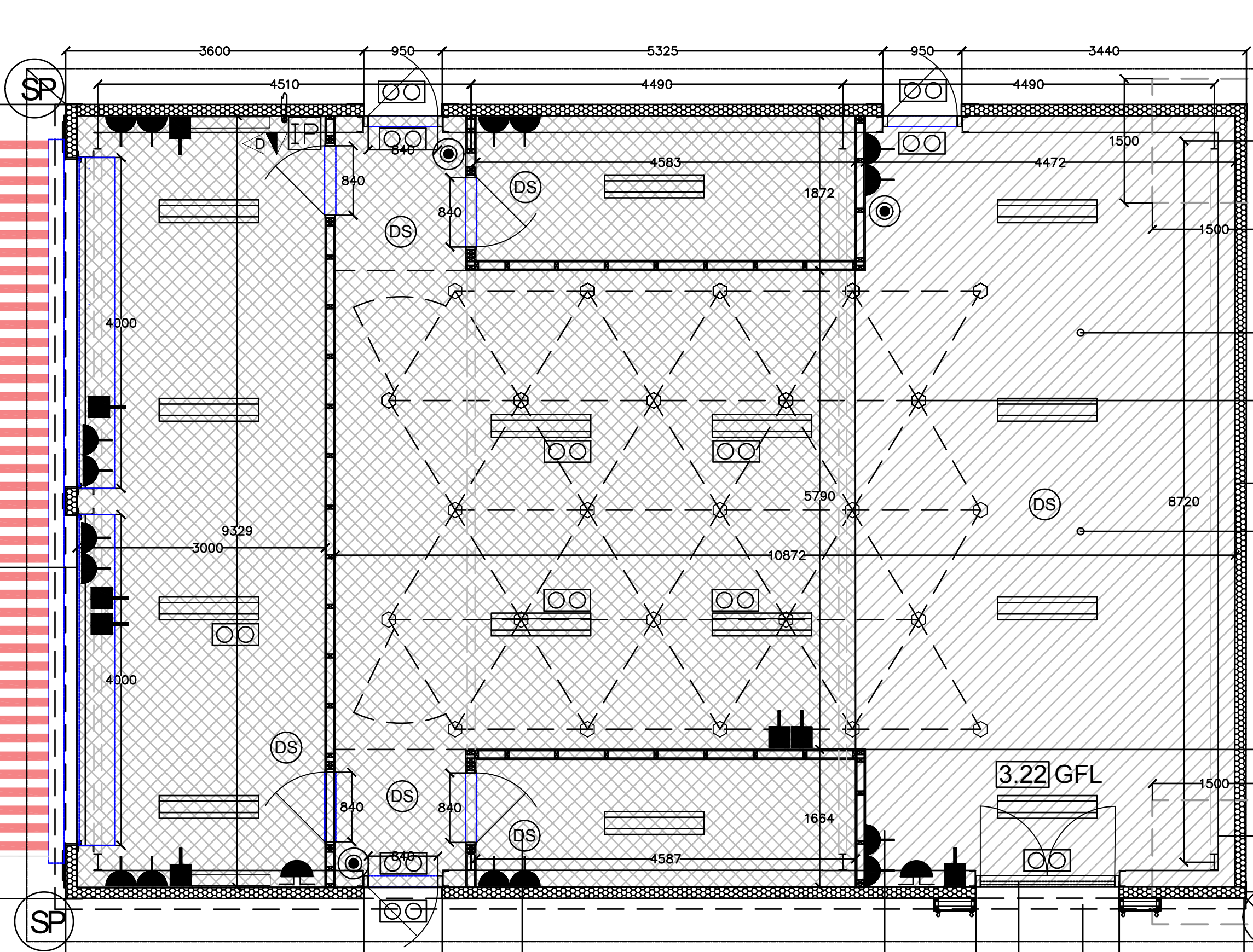
Powder coated coping applied across north and west elevation parapet walls.
Powder coated flashing and soakers installed behind parapet walls ensuring water-tightness

External Arcon on all corners including door reveal detailing shall be closed and sealed with powder coated flat cladding
Powder coated steel leaf and frame FIRE EXIT with panic bolt, exterior signage and emergency lighting
100mm downpipe connected between gutter and drainage outfall system

HALL OF MIRRORS - FAIRGROUND ELEVATION (West)
Scale 1:50

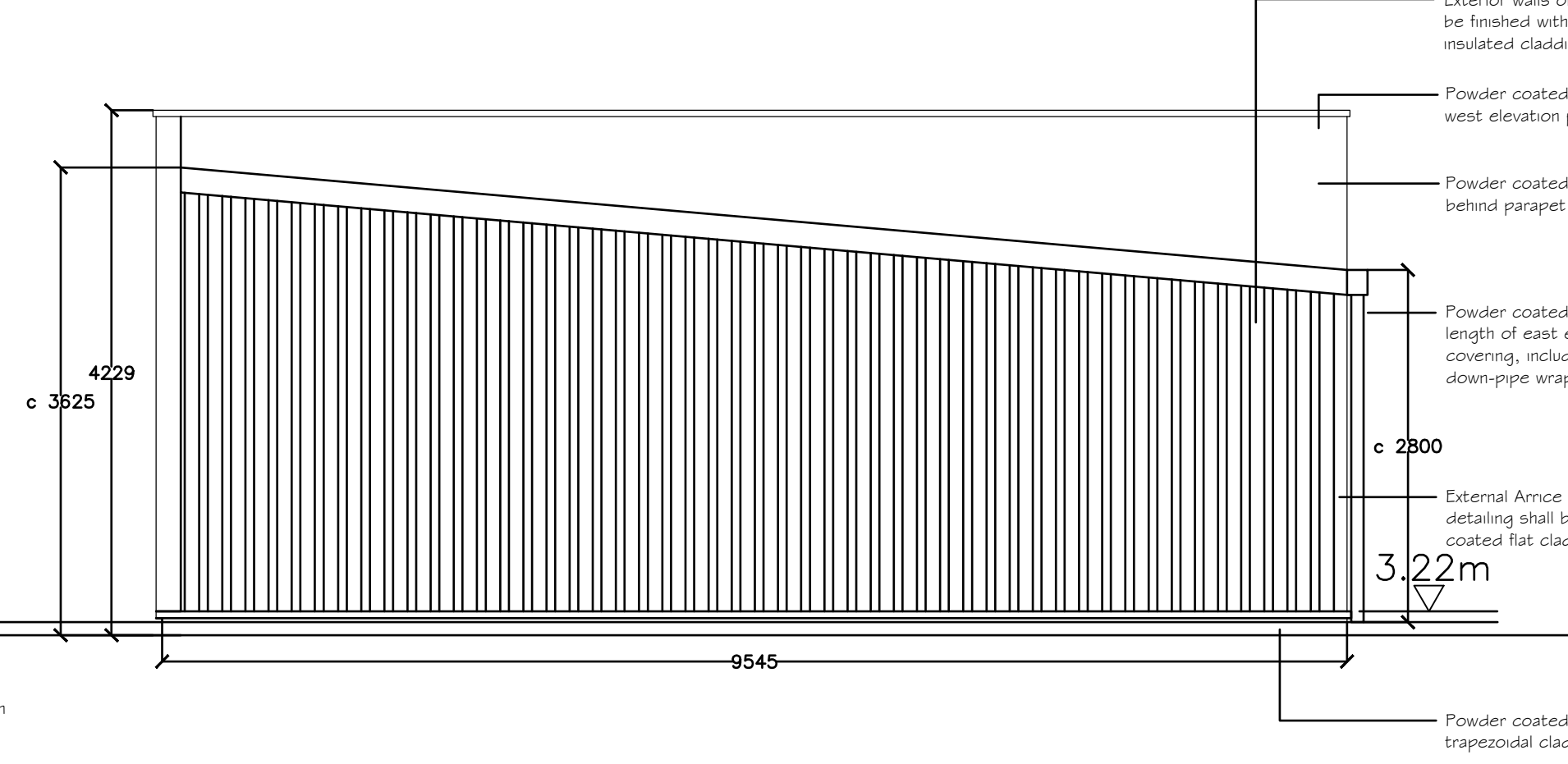


3.22m



HALL OF MIRRORS - SERVICE ELEVATION (South)
Scale 1:50

HALL OF MIRRORS - SERVICE ELEVATION (South)
Scale 1:50

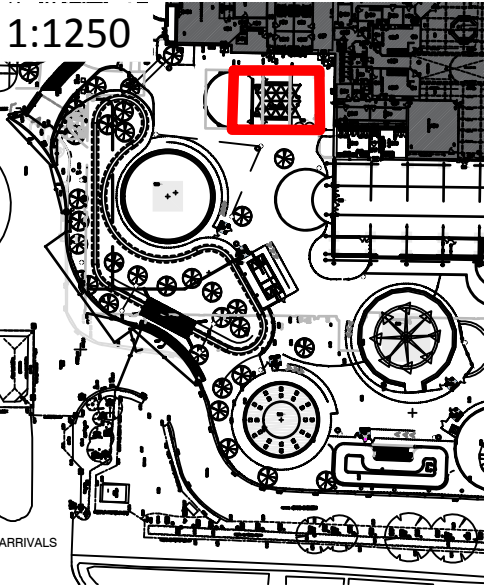
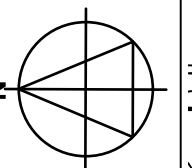


Exterior walls on two concealed service elevations are to be finished with Kingspan K5100ORW 135mm thick insulated cladding panels with trapezoidal profile.

Powder coated coping applied across north and west elevation parapet walls.
Powder coated flashing and soakers installed behind parapet walls ensuring water-tightness

Powder coated box gutter installed along entire length of east elevation at base of mono-pitch roof covering, including 100mm diameter UPVC down-pipe wrapped with powder coated Aluminium

External Arcon on all corners including door reveal detailing shall be closed and sealed with powder coated flat cladding
Powder coated drip at plinth level around base of trapezoidal cladding system.



- ☐ AS BUILT DRAWING
- ☐ LICENSING
- ☐ SURVEY
- ☐ CONSTRUCTION ISSUE
- ☒ TENDER ISSUE
- ☒ BUILDING REGULATIONS
- ☒ LPA SUBMISSION
- ☐ LPA PRE-APP DRAWING
- ☐ FEASIBILITY DRAWING
- ☐ CLIENT APPROVAL
- ☐ REVISION

Rev	Date	Description
01	7/18	preliminary
02	8/18	Tender prep
03	8/18	TENDER
04	8/18	update for LPA app'

Customer BRAND:

Butlin's

Project:

NEW FAIRGROUND AND ARCADE DEVELOPMENT

Client:

BUTLINS RESORT
ROMAN BANK
SKEGNESS
PE25 1NJ



Drawn: JD Approved: JULY 2018
Scale: 1:50/20 @ A1 PRINT SIZE

Sheet Description:
HALL OF MIRRORS BUILDING
PLANS, DETAILS, ELEVATIONS

Sheet Number:
IPL_18_131.62_110
Issue:
04-TND

