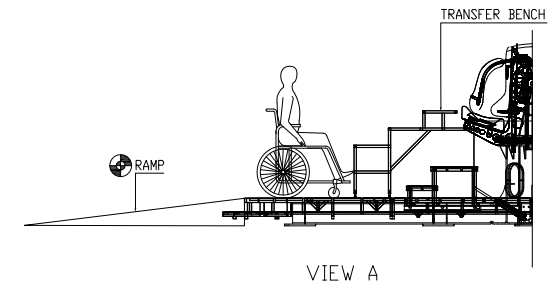
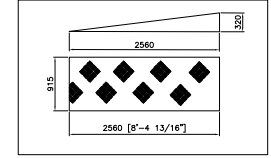
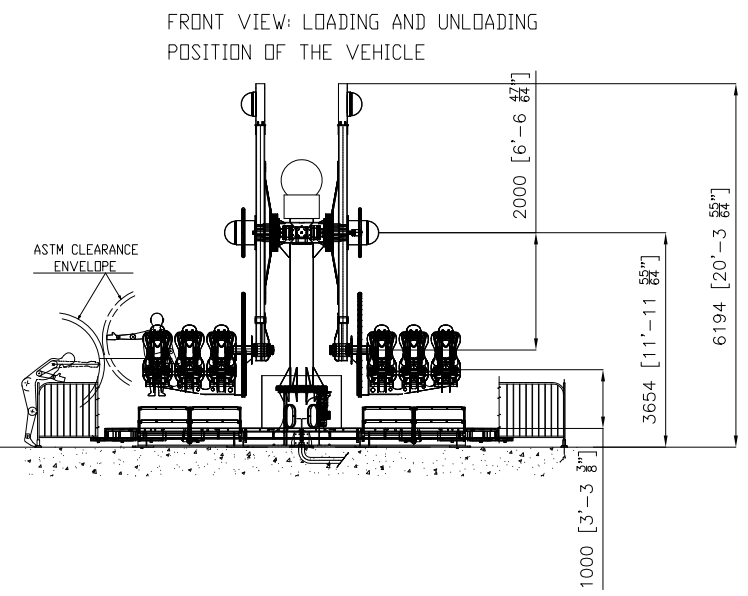
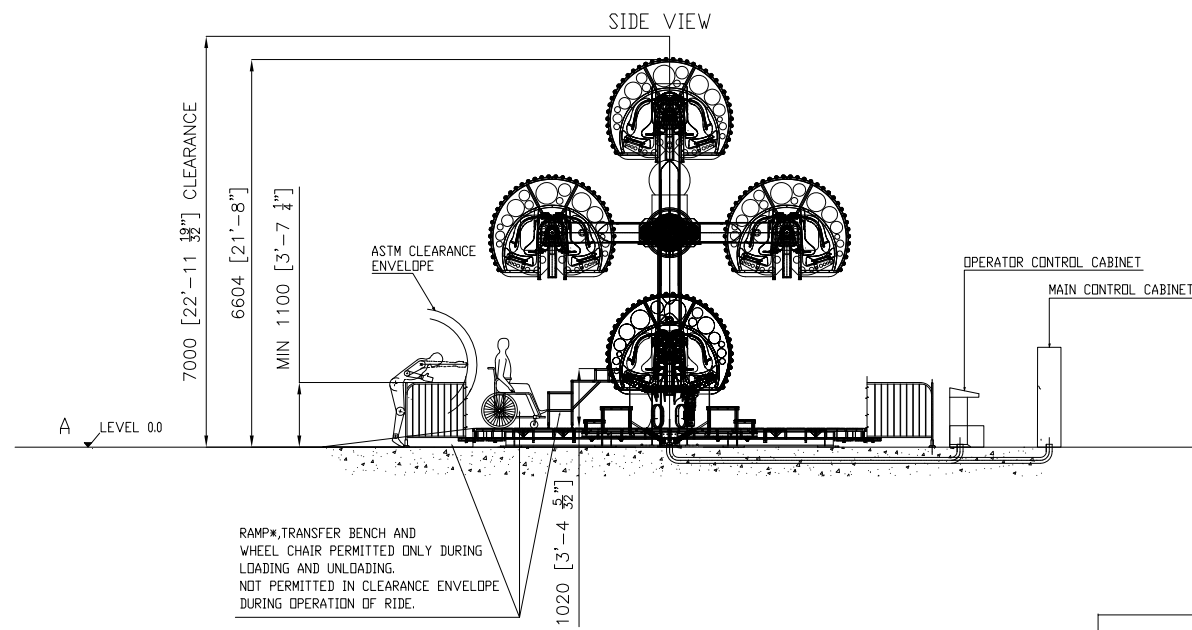


TEMPORARY RAMP FOR WHEEL CHAIR ACCESS.
MAXIMUM PERMITTED SLOPE OF 1:8.
DESIGN AND SUPPLY OF TEMPORARY RAMP BY OTHERS.



LOCATION AND OPENING FOR THE RAMP IS AT THE DISCRETION OF THE CUSTOMER AS IT IS PART OF THE FENCE.



RAMP, TRANSFER BENCH AND WHEEL CHAIR PERMITTED ONLY DURING LOADING AND UNLOADING. NOT PERMITTED IN CLEARANCE ENVELOPE DURING OPERATION OF RIDE.

NOTE
THE ENGINEERING DESIGN OF ANCHORS, NUTS, WASHERS, EMBEDDING INTO THE CONCRETE AND OF THE FOUNDATIONS THEMSELVES HAS TO BE PROVIDED BY OTHERS. ALL GIVEN STATEMENT ARE JUST RECOMMENDATIONS.

NOTE
FENCE DESIGN IS NOT PART OF ZAMPERLA'S SCOPE. FENCING LINE IS ZAMPERLA'S MINIMUM REQUIREMENT BASED ON ANALYSIS OF "ASTM" AND "EN" STANDARDS. IT IS THE OWNER'S RESPONSIBILITY TO VERIFY THE SUITABILITY OF THE FENCING WITH LOCAL CODES AND REQUIREMENTS.

NOTE
LOAD AND UNLOAD AREAS, AS WELL AS THE ACCESS TO THE LOAD AND UNLOAD AREAS, MUST BE ADA COMPLIANT PER THE CURRENT ADA STANDARDS FOR ACCESSIBLE DESIGN. THE PUBLICATION MAY BE VIEWED OR DOWNLOADED FROM [WWW.ADA.GOV](http://www.ada.gov). DESIGN AND CONSTRUCTION OF ANY LOAD AND UNLOAD AREAS NOT SUPPLIED BY ZAMPERLA ARE THE RESPONSIBILITY OF THE CUSTOMER. IF ANY THING IS SHOWN ON A DRAWING BY ZAMPERLA, AND IT IS NOT SUPPLIED BY ZAMPERLA, THEN IT IS ONLY A RECOMMENDATION AND MUST BE VERIFIED BY THE CUSTOMER'S ARCHITECT OR OTHER QUALIFIED PERSON

*Exception is if ramp is permanent and part of the loading unloading area. If in doubt, please ask.

NOT SUPPLIED BY ZAMPERLA

A TERMINI DI LEGGE LA ZAMPERLA CONSIDERA QUESTO DOCUMENTO COME SEGRETO AZIENDALE CON DIVIETO PER CHIUNQUE DI RIPRODURLO E/O DI RENDERSI COMUNQUE NOTO, IN TUTTO O IN PARTE, A TERZI, OVVERO A DITTE CONCORRENTI, SENZA SPECIFICA AUTORIZZAZIONE SCRITTA NELLA DIREZIONE ZAMPERLA. THIS DOCUMENT CONTAINS COPYRIGHTED MATERIAL AND CONFIDENTIAL TRADE SECRET INFORMATION WHICH IS THE EXCLUSIVE PROPERTY OF ZAMPERLA. USE, DISCLOSURE, DISSEMINATION OR DUPLICATION OF ANY OF THE INFORMATION CONTAINED HEREIN WITHOUT SPECIFIC WRITTEN AUTHORIZATION FROM ZAMPERLA MAY RESULT IN LIABILITY UNDER APPLICABLE LAW.		QUOTE SENZA TOLLERANZE SPECIFICHE: CARPENTERIA EN ISO 13920 CL. A-E LAVORAZIONI MECCANICHE EN 22768 CL. M-K DIMENSIONI SENZA TOLLERANZE SPECIFICHE: STRUTTURE EN ISO 13920 CL. A-E MACCHINISTI EN 22768 CL. M-K		SIMBOLI SALDATURE SECONDO EN 22553 WELDING SYMBOLS ACCORDING TO EN 22553 PREPARAZIONI DEI LEMBI DA SALDARE SECONDO ISO 9692 JOINT PREPARATIONS TO WELD ACCORDING TO ISO 9692	
Drawn: ZAP TECH	Material: <input type="text"/>	Mass (kg): <input type="text"/>	N. Pieces: <input type="text"/>	Scale: <input type="text"/>	<p>ZAMPERLA ASIA PACIFIC C-1 BUILDING, GRANVILLE INDUSTRIAL COMPLEX BG. BANGAL, CARMONA, CAVITE, PHILIPPINES 4116 TEL: (046) 430-3351 TO 54/(046) 889-0437 FAX: (046) 430-3352 TELEFAX: (02) 520-8056</p>
Date: 4/15/2021	Ride: CHRONOZ	Unit: DIMENSION DRAWING			
Checked & Verified: <input type="text"/>	Unit: DIMENSION DRAWING	DISEGNO DIMENSIONALE			
Date: <input type="text"/>	Unit: DIMENSION DRAWING	DISEGNO DIMENSIONALE			
Approved: <input type="text"/>	Name: <input type="text"/>	Denominazione: DIMENSION DRAWING			Drawing #: 9 Z61 400 000A
Date: <input type="text"/>	Name: <input type="text"/>	Denominazione: DIMENSION DRAWING			